

## Specifications - Gym Command Plus Control System

### PRODUCT DESCRIPTION

IPI GYM COMMAND PLUS is a gymnasium equipment controller that replaces the need for key switches to operate gymnasium equipment devices including backstops, divider curtains, electric height adjusters, practice cages, overhead volleyball systems and possibly other directional type equipment that fits within system ratings. System can also control on-off type items like scoreboard power, PA system power or lights. The system consists of some combination of 7" (18CM) color touch screen interfaces and UL Listed relay boxes that house relay circuit boards. An infinite number of Relay Boxes may be networked to allow limitless control of gym equipment devices and auxiliary items to be operated by the same Touch screen. Up to 2 touch screens may be used on each relay box. Devices and auxiliary relays may be operated individually or as a member of one or more groups.

**COLOR TOUCH SCREEN** provides communication to the Relay Box enclosure and should be mounted at such a position in the gymnasium as to allow a clear line of sight to all the equipment under the control of the system.

**MOUNTING:** Touch screen is flush mounted and fits into a standard 8 1/4" x 4 1/2" x 2 1/2" (203mm x 114mm x 64mm) electrical box (RACO Box #942 or equivalent).

**PASSWORD PROTECTION:** Touch screens have password protection to prevent usage by unauthorized personnel. Password protection is programmable and is multi-level with a 6-digit user's security code as well as a separate 6-digit supervisor's code. User code allows for operation of individual devices and pre-defined groups. Supervisor's code allows same functions as user's code plus the ability to change passwords, name devices, define and name groups and change reset time. Touch screen also has a hard coded manufacturer's backdoor password which can be provided by IPI in case passwords are compromised or forgotten. Touch screen automatically reverts to secure mode if inactive for more than the user defined reset time.

**GROUPING:** Gym Command Plus supports up to 64 groups with a maximum of (8) devices per group. A maximum of (4) items per Relay Box can be included in a single group, so a minimum of two Relay Boxes are required to create a group of (8) devices. System includes logic that prevents the creation of groups that may result in circuit overload.

**UL LISTED RELAY BOXES** distribute power to the appropriate device to be operated as a result of commands entered at the touch screen. Relay Boxes are dual powered and sized to accept two 120-volt, 30-amp, single phase circuits per Relay Box.

Each Relay Box comes standard with eight sets of 30-amp momentary contact relay pairs as well as two 30-amp auxiliary relays. The momentary contact relay pairs are for controlling directional functions of gymnasium equipment or similar devices.

The auxiliary relays are to control separate circuits (UP TO 250 VOLT, 30-AMP, SINGLE PHASE) to control continuous contact items such as stage lights, PA systems, Shot clocks or Scoreboards. Continuous relays require their own dedicated power source.

Relay Boxes are surface mount design and measure 12"x16"x4" (279 MM X 368 MM X 83 MM). Relay Boxes should be mounted in a position to minimize high voltage wire runs.

**CABLES:** All communications are via Cat5 or better ethernet cable and connections are with RJ45 connectors. The wire, wiring and programming shall be the responsibility of the electrical contractor.

The Gym Command XL system shall be warranted for a period of one year to be free from manufacturing defects.

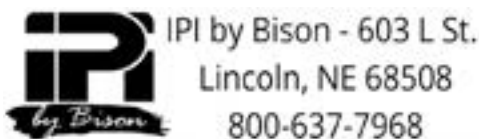


### TECHNICAL SPECIFICATIONS

Material:	ABS plastic	
Dimensions:	8 5/8" x 4 1/2" x 2 1/2"	203mm x 114mm x 64mm
Operating Temp:	Ambient	
Shipping Weight:	2lb.	0.9 kg
Power Supply:	Power Over Ethernet (POE) From Relay Box	


### Please Mark Appropriate Selections:

- Gym Command Plus Touch Screen - Part Number IPGCPLUSTS  
Quantity Required: \_\_\_\_\_
- Gym Command Plus Relay/Processor Box - Part Number IPGCPLUSRB  
Quantity Required: \_\_\_\_\_

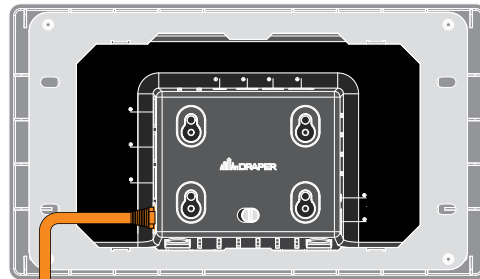


PROJECT: \_\_\_\_\_  
 \_\_\_\_\_  
 ARCHITECT: \_\_\_\_\_  
 CONTRACTOR: \_\_\_\_\_  
 SUPPLIER: \_\_\_\_\_  
 DATE: \_\_\_\_\_ REVISED: \_\_\_\_\_

## Gym Command Plus - Wiring Diagram



**Front of Touch Screen**  
Touch Screen should be mounted in location to allow view of equipment to be operated.



**Back of Touch Screen**  
8<sup>5</sup>/<sub>8</sub>" x 4<sup>1</sup>/<sub>2</sub>" x 2<sup>1</sup>/<sub>2</sub>" (219x114x64mm)  
**Electrical Box Required**  
(RACO #942 or equivalent)

